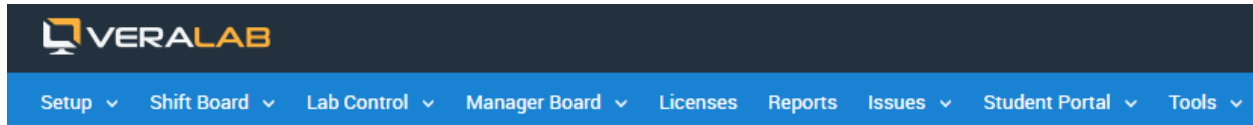


What is New in VeraLab 8.0.1

Release Date: 6-July-2017

Enhancements

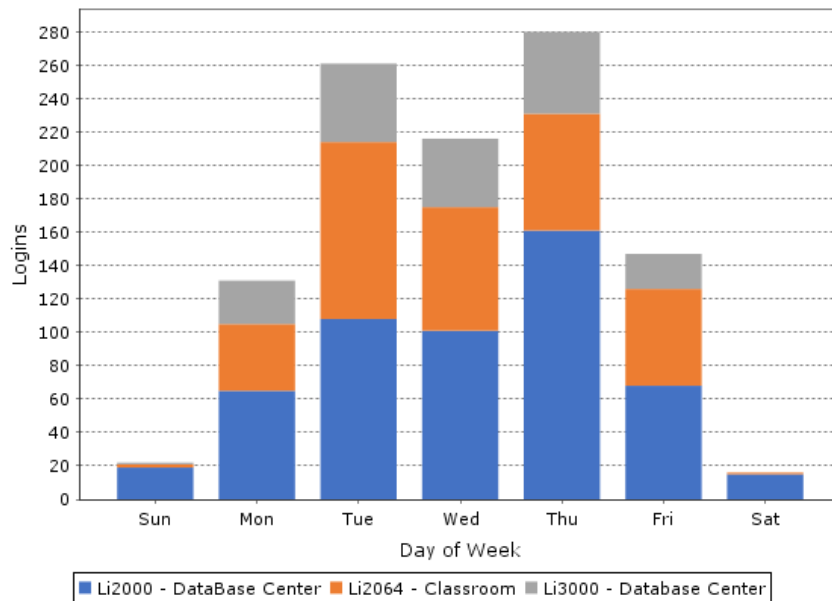
1. Redesigned user interface and application Look & Feel.



Self-Service Logins Report

Created on: 11-Jul-2017 1:30 PM
Room(s): Li2000 - DataBase Center, Li2064 - Classroom, Li3000 - Database Center
Time period: 2012 Year

[New Report](#) [View Table](#) [Print](#) [Excel](#) [PDF](#) [Share Report](#)



2. New Functionality to track lab policy violations. This functionality allows adding and monitoring violations if your lab has a certain policy in place, e.g. Food and Drinks policy.
 - a. Add new violation via "Alert List" or "Monitoring" tasks. This functionality is limited only to self-service logon scenario.

Alert List

+ Add Alert

ID	Alert	Description	Violations	Edit	Delete
veralab	Yellow	Lab Policy Violation	2		
stsc999	Red	this is a test. if you see this message, continue to log the person in, but notify a supervisor or operations staff immediately to address the following issue: was disruptive in lab on 8/10/12 and needs to be spoken to about lab policy and common courte	0		

b. View and Manage violations by clicking on Violations numeric value.

c. Run "Lab Policy Violations Report" to view users logins and violations statistics.

Lab Policy Violations Report

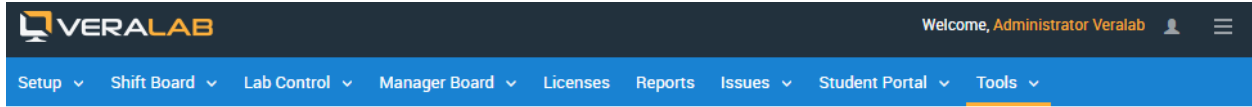
Created on: 11-Jul-2017 2:09 PM
Time period: 2017 Year

[New Report](#) [Print](#) [Excel](#) [PDF](#) [Share Report](#)

Username	Number of Logins	Number of Violations
veralab	10	2

3. New "Timed Testing" functionality (disabled by default and needs to be enabled via Tools->Settings->Registration Settings->Enable Timed Testing). When enabled, a new button, called "Start Timed Testing" will show on the Monitoring task. This functionality allows unlocking computer screens for specified period of time so that students can complete computer test and

will lock computer screen when test time expires. **Note:** “Start Timed Testing” button will appear on the monitoring page only when a specific room is selected from the drop-down.



Monitoring WAB53

Select Room **WAB53B** [Change Counter](#) Warnings: **1**

Action: **--Select--** **Execute** [Wake-up All](#) **Start Timed Testing**

Station status is updated automatically every 120 seconds. Last update: 11-July-2017 2:17:59 PM

<input type="checkbox"/>	Workstation	In Use	Available	Processes	Screenshot	Wake-up	Locked	Occupied by	Session Time
<input type="checkbox"/>	NEPTUNE	<input type="checkbox"/>	<input checked="" type="checkbox"/>			<input type="checkbox"/>	<input type="checkbox"/>	veralab 1	194:59:44
<input type="checkbox"/>	WAB53S21	<input type="checkbox"/>	<input checked="" type="checkbox"/>						
<input type="checkbox"/>	WAB53S22	<input type="checkbox"/>	<input checked="" type="checkbox"/>						

- Optional Booking App module now supports native MSAD clients. Simplified LDAP Settings.
- Student Portal Page now supports additional column – “Counter”. To configure Student Portal visible fields, go to Tools->Settings->Student Portal Settings->Customize Student Portal Fields.

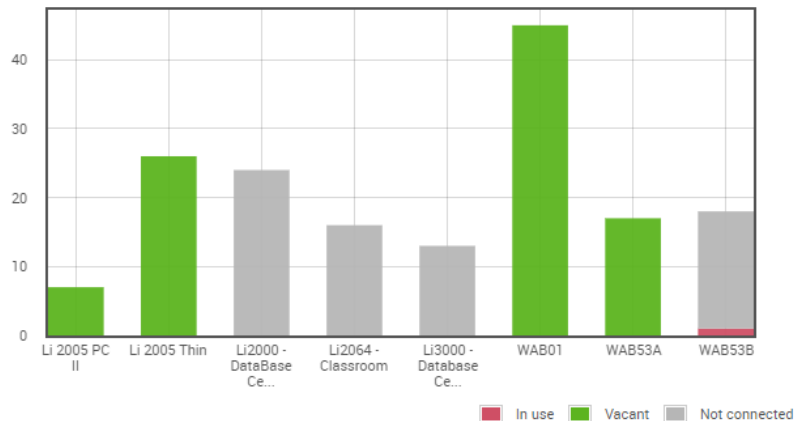


Real-Time Lab Usage

Last update time: 11-July-2017 2:29 PM

Room	Vacant	Not Connected	Total	Sign-in Mode	Schedule	LiveMap	Counter	Usage (%)	Text-only LiveMap
Li 2005 PC II	7	0	7	Counter sign-in			Learning Commons	0 %	
Li 2005 Thin	26	0	26	Counter sign-in			Learning Commons	0 %	
Li2000 - DataBase Center	0	24	24	Self-service			Circulation	0 %	
Li2064 - Classroom	0	16	16	Self-service			Circulation	0 %	
Li3000 - Database Center	0	13	13	Self-service			Media Reserve	0 %	
WAB01	45	0	45	Counter sign-in			WAB01	0 %	
WAB53A	17	0	17	Counter sign-in			WAB53	0 %	
WAB53B	0	17	18	Self-service			WAB53	6 %	

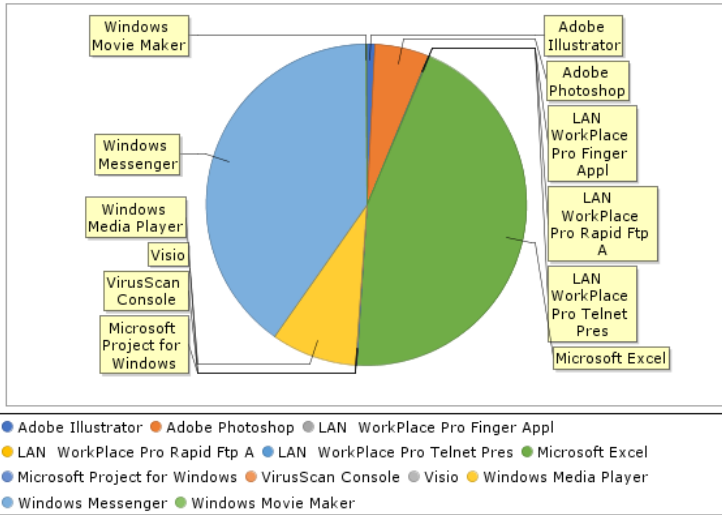
Class = Class in Session - Do Not Enter | Yield = Check with Instructor for availability.



6. Optimized color palette and charts Look & Feel: removed shadows, transparency, and 3D look.

Aggregate Software Tracking Report

Created on: 11-Jul-2017 2:40 PM
 Time Period: To 10-Jul-2017
 Counter: Learning Commons



New Report Print Excel PDF Share Report

Product	Num. of Launches	Total Usage Time (min)	Ave. Usage Time (min)
Adobe Illustrator	145	4539	31
Adobe Photoshop	1160	30417	26

Reporting a Bug

Found a bug? Please submit a bug to support@veralab.com.

Thank you for using VeraLab and for taking the time to send us your feedback!