

What is New in VeraLab 8.7.0

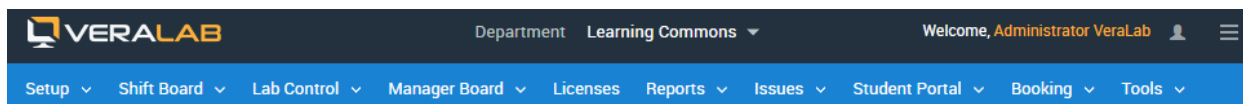
Release Date: 18-January-2021.

If you are a customer with Booking App module on version 8.6.1 or lower, you will need to request a new license key before upgrading to this release. Contact us at sales@veralab.com

If you are upgrading from previous version, hit Ctrl + F5 key combination in your browser before logging into web application after the upgrade. This will force browser cache refresh. To see all previous versions release notes please visit: <http://www.veralab.com/news.jsp>.

VeraLab Enhancements

1. Session Limits. Session limits introduce a new feature - daily usage quotas plus other additional user session restrictions to optimize computer lab utilization during high foot traffic. **Session Limits** menu allows setting usage quotas on the entire application level (Site Level) as well as on Department or Room levels. In combination with other settings, such as "Restrict Number of Sessions per Day" and "Cooldown time between sessions" it gives you additional flexibility in restricting user sessions and providing balanced access to computer labs for your user community. To access "Session Limits" menu, logon to VeraLab Web App as a user with **Manager** role and navigate to **Lab Control** -> **Session Limits** menu.





The screenshot shows the top navigation bar of the VeraLab web application. It features the VeraLab logo on the left, followed by a dropdown menu for 'Department' currently set to 'Learning Commons'. On the right, it displays 'Welcome, Administrator VeraLab' with a user icon and a hamburger menu icon. Below this is a blue navigation bar with several menu items: 'Setup', 'Shift Board', 'Lab Control' (highlighted), 'Manager Board', 'Licenses', 'Reports', 'Issues', 'Student Portal', 'Booking', and 'Tools', each with a dropdown arrow.

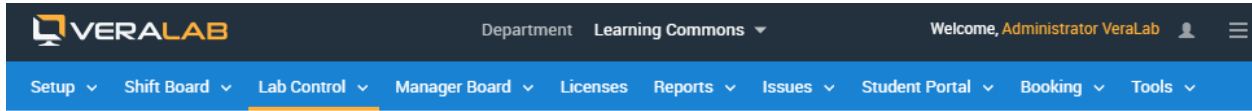
Session Limits

Session limits introduce daily usage quotas and other additional restrictions to optimize computer lab utilization during high traffic. Session Limits setting allows to set usage quotas on the level of entire application (Site Level) or Department and Room level. Together with other settings, such as "Restrict Number of Sessions per Day" and "Cooldown time between sessions" it gives you additional flexibility on how to restrict user sessions and provide balanced access to computer labs in your user community.

Current mode:

Name	Session Limit	Enabled	Edit	Clear
Learning Commons	Enforce session limits only for regular user accounts Restrict access to computers by booking only Total Daily Usage Quota: 480 minute(s) Single Session Time Limit: 240 minute(s) Restrict Number of Sessions per Day: 2 Cooldown time between sessions: 10 minute(s) Show warning message before session is expired 5 minute(s) Accounts with "bypass session limits" privilege: veralab	<input checked="" type="checkbox"/>		

- Restricting access by booking. If you wish to allow only users with advance reservation to logon to lab computers (applies to customers with Booking App license), go to **Lab Control -> Session Limits -> Edit** and select “Restrict access to computers by booking only” checkbox.



Edit session limit for Learning Commons department

Enable Session Limits

You can turn all restrictions ON or OFF with this option.

Enforce session limits only for regular user accounts

Local Administrator accounts will not have any session limitations and will be allowed to use computer beyond defined limits even during network outage.

Restrict access to computers by booking only

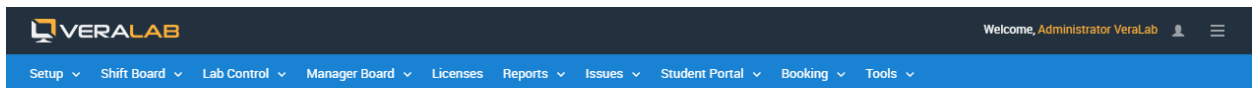
Allow a user to login to a station only by reservation made in advance. Students without bookings will not be able to login.

Total Daily Usage Quota

minute(s)

User session will be automatically logged out once Daily Usage Quota limit is reached.

- New Booking Attributes. “Created” and “IP Address” attributes are added for audit purposes.
- New “Search Bookings” report is added to Booking Reports category allowing more robust search using various filters.



Search Bookings

User Name

Dates from to

Room Name

Booking Status

Booked Completed Expired Cancelled (by user) Cancelled (by admin) Cancelled (user ban) Cancelled (schedule change)

Cancelled (change of reservable status)

[Excel](#) [CSV](#)

User Name	Admin Booking	Room	Station	Booking Status	Start Time	End Time	Created	IP Address
q	No	CleanCatalina	B53B	Completed	09-Dec-2020 15:30	09-Dec-2020 16:00	09-Dec-2020 15:25	192.168.184.1
q	No	WINBLUE-X64	Dummy Room	Completed	25-Nov-2020 13:45	25-Nov-2020 14:00	25-Nov-2020 13:38	0:0:0:0:0:0:1
admin	Yes	WINBLUE	B53B	Completed	25-Nov-2020 13:45	25-Nov-2020 14:00	25-Nov-2020 13:40	192.168.184.1
admin	Yes	WINBLUE-X64	Dummy Room	Completed	25-Nov-2020 13:30	25-Nov-2020 13:45	25-Nov-2020 13:21	192.168.184.1
q	No	WINBLUE	B53B	Completed	25-Nov-2020 13:30	25-Nov-2020 13:45	25-Nov-2020 13:20	0:0:0:0:0:0:1
q	No	WINBLUE	B53B	Expired	09-Nov-2020 14:15	09-Nov-2020 14:45	09-Nov-2020 1:30	192.168.184.1
q	No	WINBLUE	B53B	Completed	09-Nov-2020 13:00	09-Nov-2020 13:15	09-Nov-2020 12:49	192.168.184.1

- New “Booking utilization report” is added to Booking Reports category. This report shows number of logins by booking, cancellations statistics, and various ratios.

Room	Booking Logins Count	Booking Logins % to Total	Non-Booking Logins Count	Non-Booking Logins % to Total	Cancellations By User	Cancellations By Admin	Cancellations No-Show	Cancellation % (Canceled vs Booked)
B53B	18	31.03	40	68.97	4	0	29	56.90
Dummy Room	3	21.43	11	78.57	0	0	2	33.33

- Additional RDP Settings. When Remote Access is enabled, you can enable local resources as per supported Remote Desktop RDP file settings. Navigate to **Lab Control** -> **Remote Access** to enable/disable.

Additional RDP Settings

```
drivestoredirect:s:*
redirectclipboard:i:1
```

These parameters will be added to the downloaded RDP file. Please add one setting per line. Read more about settings at [Microsoft site](#).

- New “Enable Station Remote Access link on Student Portal” setting added under Student Portal settings category in Settings. It is enabled by default and displays “Remote Station Access” link in the bottom of the Student Portal page.
- Added support for macOS Big Sur (version 11) and dark mode on Mac clients.

Tech Stack Updates

None since 8.6 release.

Bug Fixes

Minor bug fixes.

Reporting a Bug

Found a bug? Please submit a bug to support@veralab.com.

Thank you for using VeraLab and for taking the time to send us your feedback!